



PERMA PROTECTOR DOCK SEAL

Foam Header / F - Series Curtain



FEATURES:

- *Perma Protector provides extra security from theft at the loading dock*
- *Vinyl coated chain-link fencing wrapped to protect dock seal from being cut open*
- *Industrial grade fabrics for long-term durability*
- *Pressure treated lumber or Galvanized steel backboards*
- *Optional Perma Pleats or Wear Face to make the dock seals more durable*



Foam side pads are wrapped in chain-link fencing to prevent theft from cutting

SALES & SERVICE BY:



PERMA PROTECTOR DOCK SEAL:

Perma Protector Dock Seal is an effective and efficient dock seal that meets budget requirements and industry standards. The fabric on the vertical side pads is wrapped and stapled covering the vinyl coated chain-link fencing wrapped round the high density memory foam. This will protect the trailer and its contents from intruders cutting into the side members of the dock seal.

FEATURES & OPTIONS

HEAD PAD:

A 12" wide foam filled, wood backed head member is standard on Perma Dock Seals for doors less than 9'0" high. Extra wide head members, 18"- 30", are available to allow varied truck height coverage.

F-SERIES CURTAIN

The F-series head curtain is used when door sizes are 9' 0" and over. It extends over and down the face of the side pads to cover a wide range of truck heights and by adding Velcro slits with a rope pull-up system. the F-Series curtain becomes adjustable.

Choice of three styles:

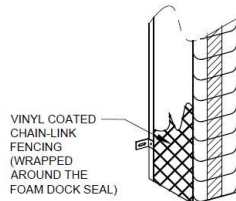
NF= No Foam, Most adjustable

EF= 1 inch of foam, Somewhat adjustable

F= 4 inches of foam, Least adjustable

PROTECTOR SIDE MEMBERS:

Side pads are wedge cut foam wrapped with vinyl-coated chain-link fencing and covered with vinyl fabric. The wedge cut side members only extends foam into the door opening to effectively seal the trailer without subjecting wood backboards to damage from passing loads.



BACKBOARD:

All backboards are made with pressure treated lumber or 16 ga. galvanized steel

GUIDE STRIPES:

Guide stripes are 18 oz. safety yellow vinyl that are 4 inches wide, running full height of the side pads.

HIGH QUALITY FABRICS:

The dock seal cover fabric is the most critical component in determining the useful life of the dock seal. Perma Tech offers a variety of weighted vinyl and colors designed to suite every dock situation from light volume traffic to the heaviest traffic.

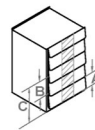
OPTIONS:

DROP FLAP:

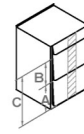
A weighted drop flap can be sewn to the foam head pad to service an occasional lower truck and can be held out of the way with Velcro fasteners.

PERMA PLEATS:

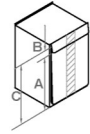
Perma Pleats provide extra protection on the face of the dock seal. Perma Pleats are available in a variety of fabrics and comes in 4", 8", and 16" face exposure.



PP4
A. EXPOSURE 4"
B. OVERLAP 4"
C. TOTAL LENGTH 8"



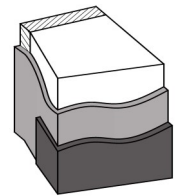
PP8
A. EXPOSURE 8"
B. OVERLAP 10"
C. TOTAL LENGTH 18"



PP16
A. EXPOSURE 16"
B. OVERLAP 2"
C. TOTAL LENGTH 18"

WEAR FACE:

Wear face is a second layer of material sewn over the base fabric to provide additional protection to the face of the dock seal.

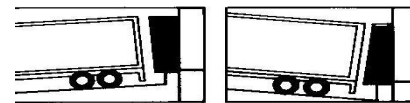


METAL HOOD:

Perma Metal Hood helps to keep snow and moisture off the header and away from on the loading dock area.

DECLINE OR INCLINE

Tapered dock seal projections are available to accommodate sloped drives. Even truck contact and compression into the foam pads eliminate excessive wear at the top or bottom of the seal.



Our Commitment to Our Customers:

Perma Tech, grounded in superior craftsmanship and committed to the highest level of customer satisfaction, designs and manufactures high quality, innovative loading dock products for our business partners that improve safety, productivity, and energy savings.