




DockStar Tri-Pivot™ Leveler

Product Specifications



DESIGN FEATURES

Reduced Weld Construction

Utilizing significantly fewer welds (up to 80% less than traditional steel levelers), which minimizes a common point of failure and enhances long-term reliability.

Corrosion-Resistant Materials

A platform constructed of high-strength, corrosion-resistant aluminum and complemented by powder-coated steel support system for superior protection against rust and contaminants.

Flexible and Strong Platform

Extruded aluminum cross members provide exceptional flexibility while maintaining crucial perpendicular strength across the platform.

Flex Deck™ Extended Level Loading Platform

An additional pivot extends the loading platform up to 48 inches, ensuring a level transition into the trailer, which facilitates smoother material flow and an improved loading experience for full-width and full-height loads.

Innovative Lay-Flat Lip

An industry-first lay-flat lip design offers an exceptional lip-to-deck match, superior crown control, and a seamless transition to and from the trailer.

Modular Design

A modular deck design allows users to customize the leveler's size, capacity, lip configuration, and lifting mechanism to meet specific operational requirements.

Enhanced Traction

A unique, anti-slip tread pattern provides secure footing for personnel and equipment.

Advanced Touchscreen Controls

State-of-the-art touchscreen controls offer intuitive operation and access to future "DockStar Control Room" functionalities.

Integrated Safe Operating Sequence

A built-in safe sequence of operation ensures safe and efficient use.

Standard Light Communication System

Includes external stop and go truck lights and internal stop and go door frame lights for clear communication and enhanced safety.

COMPLETE YOUR SOLUTION

- Innovative Touch Screen Control Panel
- Vehicle Restraints
- Dock Seals & Shelters
- Dock Bumpers
- Industrial Fans
- Dock Lights
- Safety Lights
- Overhead Door Track Protection

STANDARD FEATURES

Electrical

Electrical system to include 3-Phase and 1-Phase.

Control Panel

Advanced Touchscreen Controls: State-of-the-art touchscreen controls offer intuitive operation and access to future "DockStar Control Room" functionalities.

Product Finish

Platform primarily constructed of high-strength, corrosion-resistant aluminum and complemented by powder-coated steel for superior protection against rust and contaminants.

Toe Guard Protection

Includes fully operating toe guards.

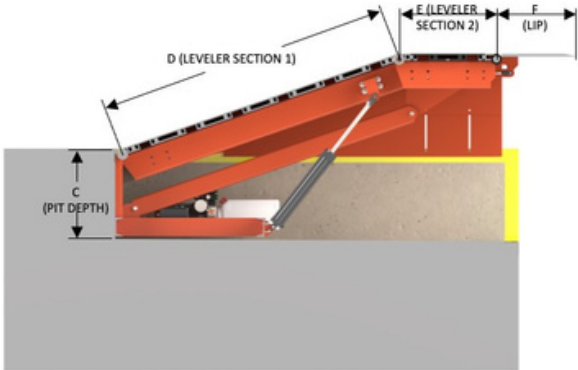
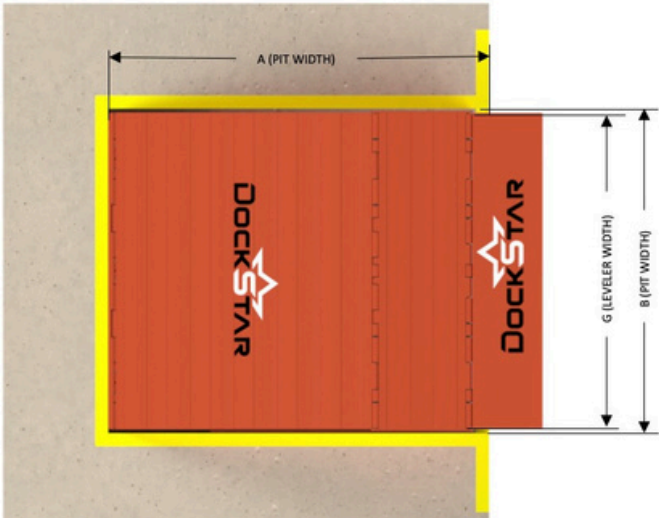
Integral Support Strut & Lip Lock

Provides for superior safety when maintaining leveler.

Limited Warranty

5 Year Structural Warranty

Specs & Dimensions



LEVELER CHART							
W X L	A (IN)	B (IN)	C (IN)	D (IN)	E (IN)	F (IN)	G (IN)
6X8	87	74	19.5	63	21	17	72.25
6X10	111	74	19.5	84	21	17	72.25
6X12	135	74	19.5	105	21	17	72.25
7X8	87	85	19.5	63	21	17	83.25
7X10	111	85	19.5	84	21	17	83.25
7X12	135	85	19.5	105	21	17	83.25

PROJECT INFORMATION

JOB NAME _____

ADDRESS _____

GENERAL CONTRACTOR _____

MODEL _____ QUANTITY _____

VOLTAGE/PHASE _____

SIGNATURE _____

CERTIFIED FOR CONSTRUCTION

BY _____

COMPANY _____

ADDRESS _____

DATE _____